


अण्डमान तथा निकोबार प्रशासन
ANDAMAN AND NICOBAR ADMINISTRATION
जहाज़रानी सेवा निदेशालय
DIRECTORATE OF SHIPPING SERVICES

पोर्टब्लेयर, दिनांक मार्च, 2021-
Port Blair, Dated the 10th March, 2021.

ORDER NO: 968

The freight for transportation of Commodities by the vessels of the A&N Administration plying between Mainland/ Inter-Island and Foreshore sectors for the year 2021-22 has been revised in accordance with the Administration's letter No. 5-3/97-TR dated 23rd/26th Sept 2013.

The revised freight rates will come into force with effect from 01.04.2021. The details can also be downloaded from the website www.andaman.gov.in.


Director of Shipping Services
F. No. 15-28/FRT/DSS/2016(PF)/
193

Copy to :-

1. The PS to Commissioner-cum-Secretary (Shipping), A&N Administration, Secretariat, Port Blair for the kind information of Commissioner-cum-Secretary (Shipping).
2. The PS to DSS for the kind information of DSS.
3. The PA to DDSS for the kind information of DDSS.
4. The Dy. Secretary (Shipping), A&N Administration, Secretariat, Port Blair for kind information.
5. The Marine Engineer, Marine Dockyard, Port Blair.
6. The Assistant Commissioner, Mayabunder/ Diglipur/ Car Nicobar/ Nancowry/ Campbell Bay.
7. All Head of Departments/ Offices in A&N Islands.
8. The President, Chamber of Commerce, Port Blair.
9. The General Manager I/C, Shipping Corporation of India Ltd., TCI Building, Delanipur, Port Blair.
10. The Vice President (C&PS), No. 17, Rajaji Salai, Jawahar Building (Opp. Customs House), Chennai - 600 001.
11. The Vice President (C & PS), Shipping Corporation of India Ltd, Shipping House, 13 Strand Road, Post Box No 2653, Kolkata - 700 001 Fax 2248-0377/2248-203
12. The General Manager (CONOPS-E) Line and passenger service Division, Shipping Corporation of India Ltd, 245 Madame Cama Road, Mumbai - 400 021.
13. The OIC(Shipping Services),A&N Bhavan, Narsimha Nagar(Near Rythu Bazar), Salagrampuram(Post), Akkayapalem, Visakhapatnam, Andhra Pradesh Pin-530024.
14. The Assistant Director Shipping Services, Andaman & Nicobar Administration, SCI Complex Building,7th Floor, 13 Strand Road, Kolkata.
15. The Assistant Director, Shipping Services, A&N Administration, No. 6, Rajaji Salai, Opp. Customs House Chennai - 600 001.

Contd...2..

16. The Sr. Accounts Officer (M&S), Directorate of Shipping Services, Port Blair.
17. The Chief Editor, "The Daily Telegrams", Port Blair with the request that the above order may please be published in the Daily Telegram for 2 consecutive days.
18. The Assistant Accounts Officer, DSS, Port Blair.
19. All Master Mainland/ Inter-Island and Foreshore vessels.
20. The Tehsildar, Rangat and Hut Bay.
21. The Assistant Manager (IT), DSS with the directive to upload the press note in A&N Administration's website for wide publicity.
22. The Checking Inspector In-charge, DSS, Port Blair for necessary instruction to concerned conductor/ Tally Clerk working in shore and on board the vessels.
23. The Vice President, Ship Owner Association, Port Blair.
24. The In-charge, ACC, DSS, Port Blair.
25. All Tally Clerk (T) the Checking Inspector (In-charge).
26. Spare Copies 25 Nos.


Director of Shipping Services
10/3

REVISED FREIGHT RATES FOR SOUTHERN/ MIDDLE AND NORTHERN GROUP OF ISLANDS (In Rupees)

For the Year 2021-2022

Commodities	Basis	Existing Rate P/B - H/Bay (2020-21)	Fare for (the Yr 2021-22 P/B - H/Bay	Existing Rate P/B - C/N (2020-21)	Fare for Yr 2021-22 P/B - C/N	Existing Rate P/B - KAT/NC (2020-21)	Fare for the Yr 2021-22 P/B - KAT/NC	Existing Rate P/B -C/BAY (2020-21)	Fare for the year 2021 - 22 P/B - C/BAY
Asbestos /GJ Sheet	Ton	2730	2870	2800	2940	2860	3005	2915	3060
Atta /Flour/ Sooji	Ton	2740	2880	2800	2940	2865	3010	2920	3070
Betel Nuts	Ton	2730	2870	2800	2940	2880	3025	2935	3085
Bicycle	Each	350	370	815	860	1405	1475	1875	1970
Cement	Ton	2720	2860	2785	2925	2855	3000	2910	3055
Coal/Coke	Ton	2710	2850	2730	2870	2760	2900	2785	2925
Coconut (Husked)	Ton	2715	2850	2750	2890	2800	2940	2830	2975
Coconut (Un-husked)(20 Nos)	P/Bag	50	55	80	85	125	135	180	190
Copra	Ton	2730	2870	2785	2925	2855	3000	2910	3055
Coconut Seedling	P/100	2795	2935	2830	2975	2890	3035	2935	3085
Dangerous Cargo / Fertilizer	Ton	5000	5250	5205	5465	5445	5720	5625	5910
Empty D/Cask of 100to200 Ltrs.									
	Each	90	95	190	200	345	365	455	480
Food Grains	Ton	2755	2895	2830	2975	2925	3075	2995	3145
Veg / Fruits /Onion/ Potato	Ton	2705	2840	2730	2870	2760	2900	2785	2925
General Cargo	Ton	2770	2910	2870	3015	2990	3140	3080	3235
General Cargo	CBM	2740	2880	2805	2945	2890	3035	2955	3105
Hook Shells	P/Bag	110	115	110	115	110	115	110	115

Rounded off to next Rupees


- The above freight rate which is shown in cbm & tonnage will be applied either on weight or measurement basis which yields more freight to Government.
- Items not included in the list will be charged at the rate of General cargo (excluding dangerous cargo) on Ton/ Cbm rate whichever is higher.
- The above rates are exclusive of taxes.

Spended not To 12/21
 ASSISTANT DIRECTOR (COMMERCIAL)
 DSS, PORT BLAIR
12/21

Commodities	Basis	Existing Rate P/B - H/Bay (2020-21)	Fare for the Yr 2021 - 22 P/B - H/Bay	Existing Rate P/B - C/N (2020-21)	Fare for Yr 2021-22 P/B - C/N	Existing Rate P/B - KAT/NC (2020-21)	Fare for the Yr 2021-22 P/B - KAT/NC	Existing Rate P/B - C/BAY (2020-21)	Fare for the Yr 2021 - 22 P/B - C/BAY
Sugar/Salt	Ton	2725	2865	2770	2910	2970	3120	2860	3005
Timber(Logs) Hoop	CBM	2785	2925	2900	3045	3195	3355	3140	3300
Sawn Timber Plank/ Plywood	CBM	2750	2890	2825	2970	3015	3165	2935	3085
Empty Basket	Each	35	40	35	40	35	40	35	40
Goat/Pig/Calf	Each	275	290	595	625	940	990	1160	1220
Cow/Buffalos/Calf	Each	750	790	1010	1060	1720	1810	2000	2100
Hen	Each	35	40	35	40	35	40	35	40
March Splint	Ton	3100	3255	3100	3255	3100	3255	3100	3255
Refrigerator	Each	2255	2370	2760	2900	3385	3555	3845	4040
Washing Machine	Each	2235	2370	2760	2900	3385	3555	3845	4040
Television / LED	Each	1125	1185	1405	1475	1665	1750	1945	2045
Air Condition	Each	1125	1185	1405	1475	1665	1750	1945	2045
Chicks 75 Nos.	Bsk.	45	50	95	100	150	160	170	180
Almirah / Steel Rack	Each	750	790	1115	1170	1495	1570	1850	1945
Petrol /K.Oil/ Crude Oil	Ton	5175	5435	5175	5435	5390	5660	5840	6135
Mineral / Lub.Oil	Ton	2740	2880	2825	2970	2935	3085	3045	3200
Vegetable Oil	Ton	2815	2955	2935	3085	3075	3230	3180	3340
Computer & UPS	Nos.	1125	1185	1405	1475	1665	1750	1945	2045
Deep freezer	CBM	2740	2880	2805	2945	2890	3035	2955	3105
Metal Chips/ Boulder/ H.Block	CBM	2740	2880	2805	2945	2890	3035	2955	3105
Sand	CBM	2740	2880	2805	2945	2890	3035	2955	3105
Elephant	Ton	28180	29590	28180	29590	28180	29590	28180	29590

Rounded off to next Rupees

1. The above freight rate which is shown in chm & tonnage will be applied either on weight or measurement basis which yields more freight to Government.
2. Items not included in the list will be charged at the rate of General cargo (excluding dangerous cargo) on Ton/ Cbm rate whichever is higher.
3. The above rates are exclusive of taxes.


 ASSISTANT DIRECTOR (COMMERCIAL)
 DSS, PORT BLAIR
 8/11/21

Commodities	Basis	Existing Rate H/Bay to C/N (2020-21)	Fare for the Yr 2021-22 H/Bay to C/N	Existing Rate C/N Kat/NC/Cho wra/Tressa (2020-21)	Fare for the year 2021-22 C/N Kat/NC/Cho wra/Tressa	Existing Rate L/N (2020-21)	Fare for the Yr 2021-22 NC to L/N	Existing Rate L/N to GN (2020-21)	Fare for the Yr 2021-22 L/N to GN	Existing Rate N/C to C/BAY (2020-21)	Fare for the Yr 2021-22 N/C to C/BAY
Asbestos /GI Sheet	Ton	2730	2870	2755	2895	2715	2850	2705	2840	2730	2870
Atta / Flour/ Sooji	Ton	2740	2880	2760	2900	2725	2865	2710	2845	2745	2885
Betel Nuts	Ton	2730	2870	2760	2900	2720	2860	2710	2845	2745	2885
Bicycle	Each	350	370	390	410	265	280	170	180	415	435
Cement	Ton	2720	2860	2745	2885	2705	2840	2695	2830	2725	2865
Coal/Coke	Ton	2710	2845	2720	2860	2705	2840	2700	2835	2715	2850
Coconut (Husked)	Ton	2715	2850	2730	2870	2705	2840	2695	2830	2715	2850
Coconut (Un-husked)(20 Nos)	P/Bag	45	50	55	60	45	50	25	30	55	60
Copra	Ton	2730	2870	2750	2890	2715	2850	2705	2840	2730	2870
Coconut Seedling	P/100	2940	3090	2965	3115	2925	3075	2915	3060	2940	3090
Dangerous Cargo	Ton	5000	5250	5075	5330	4940	5190	4910	5155	5020	5275
Empty D/Cask of 100 to 200 Ltrs.	Each	85	90	150	160	85	90	90	95	170	180
Food Grains	Ton	2755	2895	2750	2890	2750	2890	2720	2860	2760	2900
Veg/Fruits/Onion/Potato	Ton	2705	2840	2715	2850	2700	2835	2690	2825	2710	2845
General Cargo	Ton	2770	2910	2805	2945	2740	2880	2710	2845	2745	2885
General Cargo	CBM	2740	2880	2770	2910	2720	2860	2710	2845	2730	2870
Hook Shells	P/Bag	90	95	90	95	90	95	90	95	90	95
Sugar/Salt	Ton	2725	2865	2750	2890	2710	2845	2705	2840	2725	2865
Timber(Log) Hoop	CBM	2815	2955	2830	2975	2825	2970	2730	2870	2725	2865
Sawn Timber/Plank/Ply	CBM	2750	2890	2785	2925	2730	2870	2720	2860	2755	2895
Empty Basket	Each	35	40	35	40	35	40	35	40	35	40
Goat/Pig/Calf	Each	275	290	355	375	355	375	355	375	630	665

Rounded off to next Rupees

- The above freight rate which is shown in cbm & tonnage will be applied either on weight or measurement basis which yields more freight to Government.
- Items not included in the list will be charged at the rate of General cargo (excluding dangerous cargo) on Ton/ Cbm rate whichever is higher.
- The above rates are exclusive of taxes.

Fares valid 10/12/21
 ASSISTANT DIRECTOR (COMMERCIAL)
 DSS, PORT BLAIR
28/11/21

Commodities	Basis	Existing Rate H/Bay to C/N (2020-21)	Fare for the Yr 2021-22 H/Bay to C/N	Existing Rate C/N Kat/NC/Cho (2020-21)	Fare for the year 2021-22 C/N Kat/NC/Cho wra/Tressa	Existing Rate NC to L/N (2020-21)	Fare for the Yr 2021-22 NC to L/N	Existing Rate L/N to GN (2020-21)	Fare for the Yr 2021-22 L/N to GN	Existing Rate N/C to C/BAY (2020-21)	Fare for the Yr 2021-22 N/C to C/BAY
Asbestos/GI Sheet	Ton	2730	2870	2755	2895	2715	2850	2705	2840	2730	2870
Atta / Flour/ Sooji	Ton	2740	2880	2760	2900	2725	2865	2710	2845	2745	2885
Betel Nuts	Ton	2730	2870	2760	2900	2720	2860	2710	2845	2745	2885
Bicycle	Each	350	370	390	410	265	280	170	180	415	435
Cement	Ton	2720	2860	2745	2885	2705	2840	2695	2830	2725	2865
Coal/Coke	Ton	2710	2845	2720	2860	2705	2840	2700	2835	2715	2850
Coconut (Husked)	Ton	2715	2850	2730	2870	2705	2840	2695	2830	2715	2850
Coconut (Un-husked)(20 Nos)	P/Bag	45	50	55	60	45	50	25	30	55	60
Copra	Ton	2730	2870	2750	2890	2715	2850	2705	2840	2730	2870
Coconut Seedling	P/100	2940	3090	2965	3115	2925	3075	2915	3060	2940	3090
Dangerous Cargo	Ton	5000	5250	5075	5330	4940	5190	4910	5155	5020	5275
Empty D/Cask of 100 to 200 Ltrs.	Each	85	90	150	160	85	90	90	95	170	180
Food Grains	Ton	2755	2895	2750	2890	2750	2890	2720	2860	2760	2900
Veg/Fruits/Onion/Potato	Ton	2705	2840	2715	2850	2700	2835	2690	2825	2710	2845
General Cargo	Ton	2770	2910	2805	2945	2740	2880	2710	2845	2745	2885
General Cargo	CBM	2740	2880	2770	2910	2720	2860	2710	2845	2730	2870
Hook Shells	P/Bag	90	95	90	95	90	95	90	95	90	95
Sugar/Salt	Ton	2725	2865	2750	2890	2710	2845	2705	2840	2725	2865
Timber(Log) Hoop	CBM	2815	2955	2830	2975	2825	2970	2730	2870	2725	2865
Sawn Timber/Plank/Ply	CBM	2750	2890	2785	2925	2730	2870	2720	2860	2755	2895
Empty Basket	Each	35	40	35	40	35	40	35	40	35	40
Goat/Pig/Calf	Each	275	290	355	375	355	375	355	375	630	665

Rounded off to next Rupees

- The above freight rate which is shown in cbm & tonnage will be applied either on weight or measurement basis which yields more freight to Government.
- Items not included in the list will be charged at the rate of General cargo (excluding dangerous cargo) on Ton/ Cbm rate whichever is higher.
- The above rates are exclusive of taxes.

Handwritten signature
 ASSISTANT DIRECTOR (COMMERCIAL)
 DSS, PORT BLAIR

Commodities	Basis	Existing Rate H/Bay to C/N (2020-21)	Fare for the Yr 2021-22 H/Bay C/N	Existing Rate C/N wra/Tressa (2020-21)	Fare for the year 2021-22 to C/N wra/Tressa	Existing Rate L/N (2020-21)	Fare for the Yr 2021-22 L/N	Existing Rate GN (2020-21)	Fare for the Yr 2021-22 L/N	Existing Rate C/BAY (2020-21)	Fare for the Yr 2021-22 N/C C/BAY
Cow/Bufaloes/Calf	Each	750	790	785	825	785	825	785	825	1115	1170
Hen	Each	35	40	35	40	35	40	35	40	35	40
March Spint	Ton	3105	3260	3105	3260	3100	3255	3100	3255	3100	3255
Refrigerator	Each	2275	2390	2495	2620	2160	2270	2035	2140	2335	2455
Washing Machine	Each	2275	2390	2495	2620	2160	2270	2035	2140	2335	2455
Television/ LED	Each	1125	1185	1255	1320	1085	1140	1060	1115	1200	1260
Air Conditioner	Each	1125	1185	1255	1320	1085	1140	1060	1115	1200	1260
Chicks 75 Nos.	Bsk.	55	60	55	60	55	60	55	60	55	60
Almirah / Rack	Each	750	790	1115	1170	750	790	750	790	750	790
Petrol/K. Oil/Crude Oil	Ton	5175	5435	5030	5285	4895	5140	4845	5090	5020	5275
Mineral/Lub. Oil	Ton	2730	2870	2770	2910	2710	2845	2695	2830	2740	2880
Vegetable Oil	Ton	2815	2955	2860	3005	2785	2925	2760	2900	2835	2980
Computer & UPS	Each	1125	1185	1255	1320	1085	1140	1060	1115	1200	1260
Deep Freezer	CBM	2740	2880	2770	2910	2720	2860	2710	2845	2730	2870
MetalChips/Boulder/H. Block	CBM	2740	2880	2770	2910	2720	2860	2710	2845	2730	2870
Sand	CBM	2740	2880	2770	2910	2720	2860	2710	2845	2730	2870
Elephant	Ton	28180	29590	28180	29590	28180	29590	28180	29590	28180	29590

Rounded off to next Rupees

- The above freight rate which is shown in c/m & tonnage will be applied either on weight or measurement basis which yields more freight to Government.
- Items not included in the list will be charged at the rate of General cargo (excluding dangerous cargo) on Ton/ Cbm rate whichever is higher.
- The above rates are exclusive of taxes.


 ASSISTANT DIRECTOR (COMMERCIAL)
 DSS, PORT BLAIR
 10/3/21
 8112

Commodities	Basis	Existing Rate H/Bay to C/N (2020-21)	Fare 2021-22 H/Bay C/N	For Yr C/N	Existing Rate Kat/NC/Cho (2020-21)	Fare for the year 2021-22 C/N to L/N	Existing Rate NC to L/N (2020-21)	Fare for the year 2021-22 NC to L/N	Existing Rate L/N to GN (2020-21)	Fare for the year 2021-22 L/N to GN	Existing Rate C/BAY (2020-21)	Fare for the year 2021-22 C/BAY
Cow/Bufaloes/Calf	Each	750	790	785	825	785	825	785	825	1115	1170	
Hen	Each	35	40	35	40	35	40	35	40	35	40	
Match Splint	Ton	3105	3260	3105	3260	3100	3255	3100	3255	3100	3255	
Refrigerator	Each	2275	2390	2495	2620	2160	2270	2035	2140	2035	2455	
Washing Machine	Each	2275	2390	2495	2620	2160	2270	2035	2140	2035	2455	
Television/LED	Each	1125	1185	1255	1320	1085	1140	1060	1115	1200	1260	
Air Conditioner	Each	1125	1185	1255	1320	1085	1140	1060	1115	1200	1260	
Chicks 75 Nos.	Bsk.	55	60	55	60	55	60	55	60	55	60	
Almirah / Rack	Each	750	790	1115	1170	750	790	750	790	750	790	
Petrol/K. Oil/Crude Oil	Ton	5175	5435	5030	5285	4895	5140	4845	5090	5020	5275	
Mineral/Lub. Oil	Ton	2730	2870	2770	2910	2710	2845	2695	2830	2740	2880	
Vegetable Oil	Ton	2815	2955	2860	3005	2785	2925	2760	2900	2835	2980	
Computer & UPS	Each	1125	1185	1255	1320	1085	1140	1060	1115	1200	1260	
Deep Freezer	CBM	2740	2880	2770	2910	2720	2860	2710	2845	2730	2870	
MetalChips/Boulder/H. Block	CBM	2740	2880	2770	2910	2720	2860	2710	2845	2730	2870	
Sand	CBM	2740	2880	2770	2910	2720	2860	2710	2845	2730	2870	
Elephant	Ton	28180	29590	28180	29590	28180	29590	28180	29590	28180	29590	

Rounded off to next Rupees

- The above freight rate which is shown in chm & tonnage will be applied either on weight or measurement basis which yields more freight to Government.
- Items not included in the list will be charged at the rate of General cargo (excluding dangerous cargo) on Ton/ Chm rate whichever is higher.
- The above rates are exclusive of taxes.


 ASSISTANT DIRECTOR (COMMERCIAL)
 DSS, PORT BLAIR
 10/3/21
 8112

Commodities	Basis	Existing PB Baratang (2020-21)	Existing Rate to the PB Baratang (2020-21)	Fare for the Yr 2021-22 PB to K/Tala Baratang	Existing Rate PB to L/Island (2020-21)	Fare for the Yr 2021-22 PB to L/Island	Existing Rate PB to S/Island (2020-21)	Fare for the Yr 2021-22 PB to S/Island	Existing Rate to K/Tala L/Island (2020-21)	Fare for the Yr 2021-22 K/Tala L/Island
Asbestos/GI Sheet	Ton	2705	2715	2850	2720	2860	2710	2845	2695	2830
Atta/Flour/Sooji	Ton	2715	2725	2865	2740	2880	2720	2860	2705	2840
Betel Nuts	Ton	2710	2720	2860	2730	2870	2715	2845	2705	2840
Bicycle	Each	205	275	290	355	375	235	250	80	85
Cement	Ton	2700	2710	2845	2715	2850	2700	2835	2690	2825
Coal/Coke	Ton	2700	2705	2840	2710	2845	2695	2830	2700	2835
Coconut (Husked)	Ton	2700	2705	2840	2710	2845	2700	2835	2695	2830
Coconut (Un-husked)	P/Bag	25	35	40	35	40	35	40	25	30
Copra	Ton	2710	2745	2885	2725	2865	2710	2845	2695	2830
Coconut Seeding	P/100	2770	2780	2920	2785	2925	2775	2915	2760	2900
Dangerous Cargo/ Fertilizer	Ton	4915	4950	5200	3510	3685	4930	5180	4870	5115
Empty Drum/Cask of 100to200 Ltrs.	Each	100	100	105	100	105	100	105	100	105
Food grains	Ton	2720	2730	2870	2745	2885	2730	2870	2705	2840
Veg/Frt/Onion/Pot	Ton	2695	2700	2835	2705	2840	2700	2835	2690	2825
General Cargo	Ton	2725	2745	2885	2760	2900	2730	2870	2700	2835
General Cargo	CBM	2700	2710	2845	2755	2895	2705	2840	2690	2825
Hook Shells	P/Bag	85	85	90	85	90	85	90	85	90
Sugar/Salt	Ton	2710	2715	2850	2720	2860	2710	2845	2700	2835
Timber(Log) Hoop	CBM	2740	2760	2900	2780	2920	2745	2885	2710	2845
Sawn Timber/Plank/Plywood	CBM	2710	2740	2880	2745	2885	2725	2865	2705	2840

Rounded off to next Rupees


- The above freight rate which is shown in cbm & tonnage will be applied either on weight or measurement basis which yields more freight to Government.
- Items not included in the list will be charged at the rate of General cargo (excluding dangerous cargo) on Ton/ Cbm rate whichever is higher.
- The above rates are exclusive of taxes.

Pandey
 10/3/21
 ASSISTANT DIRECTOR (COMMERCIAL)
 DSS, PORT BLAIR

Commodities	Basis	Existing Rate PB Baratang (2020-21)	Fare for the Yr 2021-22 PB Baratang	Existing Rate PB to K/Tala (2020-21)	Fare for the Yr 2021-22 PB to K/Tala	Existing Rate PB to L/Island (2020-21)	Fare for the Yr 2021-22 PB to L/Island	Existing Rate PB to S/Island (2020-21)	Fare for the Yr 2021-22 PB to S/Island	Existing Rate PB to L/Island (2020-21)	Fare for the Yr 2021-22 PB to L/Island
Empty Basket	Each	35	40	35	40	35	40	35	40	35	40
Goat/Pig/Calf	Each	150	160	205	215	235	250	235	250	235	250
Cow/Buffalos	Each	545	575	580	610	600	630	600	630	600	630
Hen	Each	25	30	25	30	25	30	25	30	25	30
Match Splint	Ton	2940	3090	2940	3090	2940	3090	2940	3090	2940	3090
Refrigerator	Each	825	870	2300	2415	2420	2545	2220	2335	2000	2100
Washing Machine	Each	2160	2270	2300	2415	2420	2545	2220	2335	2000	2100
Television/ LED	Each	1100	1155	1160	1220	1230	1295	1125	1185	1015	1065
Air Conditioner	Each	1100	1155	1160	1220	1230	1295	1125	1185	1015	1065
Chicks 75 Nos.	Bsk.	45	50	45	50	45	50	45	50	45	50
Almirah / Rack	Each	265	280	315	330	505	530	505	530	505	530
Petrol / K.Oil/ Crude Oil	Ton	5115	5370	5115	5370	5115	5370	5115	5370	5115	5370
Mineral/Lub. Oil	Ton	2695	2830	2710	2845	2725	2865	2700	2835	2670	2805
Vegetable Oil	Ton	2770	2910	2775	2915	2810	2950	2775	2915	2740	2880
Computer/Xerox Machine	Each	1100	1155	1160	1220	1230	1295	1125	1185	1015	1065
Deep Freezer	CBM	2700	2835	2710	2845	2755	2895	2705	2840	2690	2825
MetalChips/Boulder H. Block	CBM	2700	2835	2710	2845	2755	2895	2705	2840	2690	2825
Sand	CBM	2700	2835	2710	2845	2755	2895	2705	2840	2690	2825
Elephant	Ton	28180	29590	28180	29590	28180	29590	28180	29590	28180	29590

Rounded off to next Rupees

- The above freight rate which is shown in cbm & tonnage will be applied either on weight or measurement basis which yields more freight to Government.
- Items not included in the list will be charged at the rate of General cargo (excluding dangerous cargo) on Ton/ Cbm rate whichever is higher.
- The above rates are exclusive of taxes.


 ASSISTANT DIRECTOR (COMMERCIAL)
 DSS, PORT BLAIR
 10/12/21

Commodities	Basis	Existing Rate PB Baratang (2020-21)	Fare to the 2021-22 PB Baratang	Fare for the Yr 2021-22 PB to K/Tala	Existing Rate PB to L/Island (2020-21)	Fare for the Yr 2021-22 PB to L/Island	Existing Rate PB to S/Island (2020-21)	Fare for the Yr 2021-22 PB to S/Island	Existing Rate to K/Tala L/Island (2020-21)	Fare for the Yr 2021-22 K/Tala to L/Island
Asbestos /GJ Sheet	Ton	2705	2840	2850	2720	2860	2710	2845	2695	2830
Atta /Flour/Sooji	Ton	2715	2850	2865	2740	2880	2720	2860	2705	2840
Betel Nuts	Ton	2710	2845	2860	2730	2870	2715	2845	2705	2840
Bicycle	Each	205	215	290	355	375	235	250	80	85
Cement	Ton	2700	2835	2845	2715	2850	2700	2835	2690	2825
Coal/Coke	Ton	2700	2835	2840	2710	2845	2695	2830	2700	2835
Coconut (Husked)	Ton	2700	2835	2840	2710	2845	2700	2835	2695	2830
Coconut (Un-husked)	P/Bag	25	30	40	35	40	35	40	25	30
Copra	Ton	2710	2845	2885	2725	2865	2710	2845	2695	2830
Coconut Seedling	P/100	2770	2910	2920	2785	2925	2775	2915	2760	2900
Dangerous Cargo/ Fertilizer	Ton	4915	5160	5200	3510	3685	4930	5180	4870	5115
Empty Drum/Cask of 100to200 Ltrs.	Each	100	105	105	100	105	100	105	100	105
Food grains	Ton	2720	2860	2870	2745	2885	2730	2870	2705	2840
Veg/Frt/Onion/Pot	Ton	2695	2830	2835	2705	2840	2700	2835	2690	2825
General Cargo	Ton	2725	2865	2885	2760	2900	2730	2870	2700	2835
General Cargo	CBM	2700	2835	2845	2755	2895	2705	2840	2690	2825
Hook Shells	P/Bag	85	90	90	85	90	85	90	85	90
Sugar/Salt	Ton	2710	2845	2850	2720	2860	2710	2845	2700	2835
Timber(Log) Hoop	CBM	2740	2880	2900	2780	2920	2745	2885	2710	2845
Sawn Timber/Plank/Plywood	CBM	2710	2845	2880	2745	2885	2725	2865	2705	2840

Rounded off to next Rupees

- The above freight rate which is shown in cbm & tonnage will be applied either on weight or measurement basis which yields more freight to Government.
- Items not included in the list will be charged at the rate of General cargo (excluding dangerous cargo) on Ton/ Cbm rate whichever is higher.
- The above rates are exclusive of taxes.

Pandey
10/5/21
ASSISTANT DIRECTOR (COMMERCIAL)
DSS, PORT BLAIR
gblm

Commodities	Basis	Existing Rate PB to Diglipur (2020-21)	Fare for the Yr 2021-22 PB to Diglipur	Existing Rate for M/Bunder to D/Pur (2020-21)	Fare for the Yr 2021-22 M/Bunder to D/Pur	Existing Rate from PB to Narcondum (2020-21)	Fare for 2020-21 PB to Narcondum	Yr Existing Rate PB to Rangat (2020-21)	Fare for 2021-22 Rangat	Yr Existing Rate PB to PB (2020-21)	Rate to M/Bunder (2020-21)	Fare for the Yr 2021-22 PB to M/Bunder
Asbester /GI Sheet	Ton	2735	2875	2700	2835	--	--	2715	2850	2735	2875	2875
Atta /Flour/ Sooji	Ton	2770	2910	2710	2845	--	--	2730	2870	2750	2890	2890
Betel Nuts	Ton	2785	2925	2720	2860	--	--	2745	2885	2770	2910	2910
Bicycle	Each	595	625	140	150	--	--	310	325	465	490	490
Cement	Ton	2770	2910	2710	2845	--	--	2730	2870	2750	2890	2890
Coal/Coke	Ton	2720	2860	2700	2835	--	--	2710	2845	2715	2850	2850
Coconut (Husked)	Ton	2730	2870	2695	2830	--	--	2715	2850	2720	2860	2860
Coconut (Un husked)(20 Nos)	P/Bag	85	90	60	65	--	--	35	40	50	55	55
Copra	Ton	2760	2900	2700	2835	--	--	2720	2860	2735	2875	2875
Coconut Seedling	P/100	2105	2210	2025	2130	--	--	2045	2150	2075	2180	2180
Dangerous Cargo/ Fertilizer	Ton	5125	5385	4910	5155	--	--	4955	5205	5040	5295	5295
Empty Drum/Cask of 100 to 200 Ltrs.	Each	100	105	100	105	--	--	100	105	100	105	105
Food grains	Ton	2795	2935	2715	2850	--	--	2735	2875	2770	2910	2910
Veg/Fri/Onion/Pot	Ton	2715	2850	2695	2830	--	--	2700	2835	2710	2845	2845
General Cargo	Ton	2825	2970	2720	2860	3955	4155	2745	2885	2795	2925	2925
General Cargo	CBM	2770	2910	2700	2835	3880	4075	2715	2850	2745	2885	2885
Hook Shells	P/Bag	90	95	90	95	--	--	90	95	90	95	95
Sugar/Salt	Ton	2735	2875	2705	2840	--	--	2715	2850	2730	2870	2870
Timber(Log) Hoop	CBM	2835	2980	2725	2865	--	--	2770	2910	2805	2945	2945
Sawn Timber/Plank / Plywood	CBM	2785	2925	2715	2850	--	--	2735	2875	2770	2910	2910

Rounded off to next Rupees


- The above freight rate which is shown in cbm & tonnage will be applied either on weight or measurement basis which yields more freight to Government.
- Items not included in the list will be charged at the rate of General cargo (excluding dangerous cargo) on Ton/ Cbm rate whichever is higher.
- The above rates are exclusive of taxes.


 ASSISTANT DIRECTOR (COMMERCIAL)
 DSS, PORT BLAIR

Commodities	Basis	Existing Rate for the Yr (2020-21)		Existing Rate for the Yr (2021-22)		Existing Rate from Narcondum to Narcondum (2020-21)		Existing Rate for Yr (2020-21)		Existing Rate for Yr (2021-22)		Existing Rate for Yr (2020-21)		Existing Rate for Yr (2021-22)	
		PB to Diglipur (2020-21)	Diglipur PB (2021-22)	D/Pur (2020-21)	M/Bunder to D/Pur (2021-22)	M/Bunder to D/Pur (2021-22)	M/Bunder to D/Pur (2020-21)	M/Bunder to D/Pur (2020-21)	PB to Rangal (2020-21)	Rangal PB (2021-22)	M/Bunder to D/Pur (2020-21)	M/Bunder to D/Pur (2021-22)	M/Bunder to D/Pur (2020-21)	M/Bunder to D/Pur (2021-22)	M/Bunder to D/Pur (2020-21)
Empty Basket	Each	35	40	35	40	40	40	35	40	35	40	35	40	35	40
Goat/Pig/Calf	Each	410	430	80	85	85	85	265	280	265	280	345	365	345	365
Cow/Bufalos	Each	840	885	525	555	555	555	630	665	630	665	750	790	750	790
Hen	Each	35	40	35	40	40	40	35	40	35	40	35	40	35	40
Match Splint	Ton	2940	3090	2940	3090	3090	3090	2940	3090	2940	3090	2940	3090	2940	3090
Refrigerator	Each	2930	3080	2080	2185	2185	2185	2335	2455	2335	2455	2600	2730	2600	2730
Washing Machine	Each	2930	3080	2080	2185	2185	2185	2335	2455	2335	2455	2600	2730	2600	2730
Television/LED	Each	1490	1565	1060	1115	1115	1115	1185	1245	1185	1245	1325	1395	1325	1395
Air Conditioner	Each	1495	1570	1060	1115	1115	1115	1185	1245	1185	1245	1325	1395	1325	1395
Chicks 75 Nos.	Bsk.	75	80	35	40	40	40	45	50	45	50	45	50	45	50
Almirah / Rack	Each	990	1040	265	280	280	280	625	660	625	660	750	790	750	790
Petrol /K Oil/ Crude Oil	Ton	5345	5615	280	295	295	295	5115	5370	5115	5370	5115	5370	5115	5370
Mineral/ Lab. Oil	Ton	2775	2915	2685	2820	2820	2820	2715	2850	2715	2850	2745	2885	2745	2885
Vegetable Oil	Ton	2865	3010	2755	2895	2895	2895	2795	2935	2795	2935	2850	2995	2850	2995
Computer	Each	1495	1570	1065	1110	1110	1110	1185	1245	1185	1245	1325	1395	1325	1395
Deep Freezer	CBM	2770	2910	2700	2835	2835	2835	2715	2850	2715	2850	2745	2885	2745	2885
Metal Chips/ Boulder/H.Block	CBM	2770	2910	2700	2835	2835	2835	2715	2850	2715	2850	2745	2885	2745	2885
Sand	CBM	2770	2910	2700	2835	2835	2835	2715	2850	2715	2850	2745	2885	2745	2885
Elephant	Each	28180	29590	28180	29590	29590	29590	28180	29590	28180	29590	28180	29590	28180	29590

Rounded off to next Rupees

1. The above freight rate which is shown in ctm & tonnage will be applied either on weight or measurement basis which yields more freight to Government.
2. Items not included in the list will be charged at the rate of General cargo (excluding dangerous cargo) on Ton/ Cbm rate whichever is higher.
3. The above rates are exclusive of taxes.



 ASSISTANT DIRECTOR (COMMERCIAL)
 DSS, PORT BLAIR

BASIC FREIGHT RATES FOR HEAVY LIFTS

Sl. No.	DESCRIPTION	BUNKER SURCHARGE	Existing Rate (2020-2021)	Fare for the Yr 2021-2022
1.	Motor Vehicle chassis of all up to 3 tons including Auto Rickshaw and 3 Wheelers on deck having up to 300 cm.	Full Each	54665	57400
2.	Length between 301 cm to 350 cm	Full Each	67530	70910
3.	Length between 351 cm to 400 cm	Full Each	80390	84410
4.	Length between 401 cm to 450 cm	Full Each	93250	97915
5.	Length between 451 cm to 500 cm	Full Each	106110	111415
6.	Length between 501 cm to 551 cm	Full Each	118960	124910
7.	Length between 551 cm to 710 cm	P/Ton/Cum	3405	3575
8.	Motor Vehicle and all kinds including Tractor, Tractor Trolley and side Car each weighing above 3 MT	Full P/Ton	Heavy Lift applicable	Heavy Lift applicable

Rounded off to next Rupees

- The above freight rate which is shown in cbm & tonnage will be applied either on weight or measurement basis which yields more freight to Government.
- Items not included in the list will be charged at the rate of General cargo (excluding dangerous cargo) on Ton/ Cbm rate whichever is higher.
- The above rates are exclusive of taxes.



 ASSISTANT DIRECTOR (COMMERCIAL)
 DSS, PORT BLAIR
 5/3/21

HEAVY LIFTS EACH PKG / PIECE WEIGHT

SI. No.	DESCRIPTION	BUNKER SURCHARGE	Existing Rate (2020-2021)	Fare for the Yr 2021-2022
1	Up to 3 MT	Full P/Ton	5530	5810
2	Over 3 MT to 10 MT	Full P/Ton	13625	14310
3	Over 10 MT up to 20 MT	Full Each	26265	27580
4	Ambulance / Car 420 cm	Full Each	93240	97905
5	Matador / Car 400 cm/ Jeep/ Maruti Omni Van	Full Each	80420	84445
6	Truck (665) Ashok Leyland and between 3 to 4 1210 SE	Full Each	101210	106270
7	Motor Cycle / Scooter	Full Each	5235	5500
8	Over 20 MT	Full P/Ton	15765	16555
9	Hindustan Motor between 3 MT to 4 MT weight	Full Each	101210	106270
10	1210 SE 5 Ton Weight/407/SWARAJ MAZDA		60710	63745
11	H.S.D Oil	Full / Cum		Full freight + % discharging
12	Freezer Cargo	Full / Cum		Double General Cargo

Rounded off to next Rupees

- The above freight rate which is shown in cbn & tonnage will be applied either on weight or measurement basis which yields more freight to Government.
- Items not included in the list will be charged at the rate of General cargo (excluding dangerous cargo) on Ton/ Chu rate whichever is higher.
- The above rates are exclusive of taxes.



 ASSISTANT DIRECTOR (COMMERCIAL)
 DSS, PORT BLAIR
 8/11/21

BASIC FREIGHT RATES FOR HEAVY LIFTS

Sl. No.	DESCRIPTION	BUNKER SURCHARGE	Existing Rate (2020-2021)	Fare for the Yr 2021-2022
1.	Motor Vehicle chassis of all up to 3 tons including Auto Rickshaw and 3 Wheelers on deck having up to 300 cm.	Full Each	54665	57400
2.	Length between 301 cm to 350 cm	Full Each	67530	70910
3.	Length between 351 cm to 400 cm	Full Each	80390	84410
4.	Length between 401 cm to 450 cm	Full Each	93250	97915
5.	Length between 451 cm to 500 cm	Full Each	106110	111415
6.	Length between 501 cm to 551 cm	Full Each	118960	124910
7.	Length between 551 cm to 710 cm	P/Ton/Cum	3405	3575
8.	Motor Vehicle and all kinds including Tractor, Tractor Trolley and side Car each weighing above 3 MT	Full P/Ton	Heavy Lift applicable	Heavy Lift applicable

Rounded off to next Rupees

- The above freight rate which is shown in cbm & tonnage will be applied either on weight or measurement basis which yields more freight to Government.
- Items not included in the list will be charged at the rate of General cargo (excluding dangerous cargo) on Ton/ Cbm rate whichever is higher.
- The above rates are exclusive of taxes.


 ASSISTANT DIRECTOR (COMMERCIAL)
 DSS, PORT BLAIR
 8/3/21

**REVISED FREIGHT RATE FOR MAINLAND SECTOR AS MANIFESTED CARGO
FOR THE YEAR 2021-2022**

Commodities	Basis	Existing Rate with S/Charge (In Rs.) (2020-2021)	Fare for the Yr 2021- 2022
General Cargo	Ton	3810	4000
General Cargo	CBM	3555	3735
P/Effect (-) 20 % of G.C	Ton	3420	3595
P/Effect (-) 20 % of G.C	CBM	3225	3390
Betel Nuts	Ton	3810	4000
Empty Genies	Ton	4365	4585
Minimum Freight per B/L		3145	3305
Pulses	Ton	3820	4015
Copra	Ton	3670	3855
Pencil slates	Ton	3855	4050
Iron & Tin Scrap (Bdls.)	Ton	3500	3675
Iron & Tin Scrap (Loose)	Ton	3555	3735
Swan Timber	CBM	3530	3710
Match Splint	Ton	3595	3775
Plywood & Veneers Ets.	CBM	3675	3860
Dry Fish / Fish Oil	Ton	3810	4000
Dry skin (Hides)	Ton	3810	4000
Oil Cake	Ton	3385	3555
Waste paper	Ton	3810	4000
Palm Oil	Ton	3810	4000
Dangerous Cargo	Ton	7605	7985
Dangerous Cargo	CBM	7110	7465

Rounded off to next Rupees

- The above freight rate which is shown in cbm & tonnage will be applied either on weight or measurement basis which yields more freight to Government.
- Items not included in the list will be charged at the rate of General cargo (excluding dangerous cargo) on Ton/ Cbm rate whichever is higher.
- The above rates are exclusive of taxes.




ASSISTANT DIRECTOR (COMMERCIAL)
 DSS, PORT BLAIR
 8/12/21
 8/13/21

FREIGHT RATE FOR MOTOR VEHICLE & PET ANIMALS ON UNIT REVISED.

Commodities	Basis	Existing Rate with S/Charge (In Rs.) (2020-21)	Fare for the Yr 2021-2022
Ambassador Car	Each	219910	230905
Car (351 to 450 cm)	Each	189230	198695
Maruti Van	Each	219910	230905
Fiat Car	Each	189230	198695
Jeep	Each	189230	198695
Mini Bus upto (451 to 500 cm)	Each	250595	263125
Mini Bus upto (501 to 550 cm)	Each	281275	295340
Auto Rickshaws	Each	127865	134260
Scooter / Motor Cycle	Each	25665	26950
Moped without Gear	Each	14270	14985
Pet Animals (Dog & Cat)	Each	5925	6225

Rounded off to next Rupees

1. The above freight rate which is shown in ctm & tonnage will be applied either on weight or measurement basis which yields more freight to Government.
2. Items not included in the list will be charged at the rate of General cargo (excluding dangerous cargo) on Ton/ctm rate whichever is higher.
3. The above rates are exclusive of taxes.


ASSISTANT DIRECTOR (COMMERCIAL)
 DSS, PORT BLAIR


**REVISED FREIGHT RATE FOR MAINLAND SECTOR AS MANIFESTED CARGO
FOR THE YEAR 2021-2022**

Commodities	Basis	Existing Rate with S/Charge (In Rs.) (2020-2021)	Fare for the Yr 2021- 2022
General Cargo	Ton	3810	4000
General Cargo	CBM	3555	3735
P/Effect (-) 20 % of G.C	Ton	3420	3595
P/Effect (-) 20 % of G.C	CBM	3225	3390
Betel Nuts	Ton	3810	4000
Empty Genies	Ton	4365	4585
Minimum Freight per B/L		3145	3305
Pulses	Ton	3820	4015
Copra	Ton	3670	3855
Pencil slates	Ton	3855	4050
Iron & Tin Scrap (Bdls.)	Ton	3500	3675
Iron & Tin Scrap (Loose)	Ton	3555	3735
Swan Timber	CBM	3530	3710
Match Splint	Ton	3595	3775
Plywood & Veneers Ets.	CBM	3675	3860
Dry Fish / Fish Oil	Ton	3810	4000
Dry skin (Hides)	Ton	3810	4000
Oil Cake	Ton	3385	3555
Waste paper	Ton	3810	4000
Palm Oil	Ton	3810	4000
Dangerous Cargo	Ton	7605	7985
Dangerous Cargo	CBM	7110	7465

Rounded off to next Rupees

1. The above freight rate which is shown in cbm & tonnage will be applied either on weight or measurement basis which yields more freight to Government.
2. Items not included in the list will be charged at the rate of General cargo (excluding dangerous cargo) on Ton/ Cbm rate whichever is higher.
3. The above rates are exclusive of taxes.




ASSISTANT DIRECTOR (COMMERCIAL)
 DSS, PORT BLAIR
 8/10/22

FREIGHT RATE FOR MOTOR VEHICLE & PET ANIMALS ON UNIT REVISED.

Commodities	Basis	Existing Rate with S/Charge (In Rs.) (2020-21)	Fare for the Yr 2021-2022
Ambassador Car	Each	219910	230905
Car (351 to 450 cm)	Each	189230	198695
Maruti Van	Each	219910	230905
Fiat Car	Each	189230	198695
Jeep	Each	189230	198695
Mini Bus upto (451 to 500 cm)	Each	250595	263125
Mini Bus upto (501 to 550 cm)	Each	281275	295340
Auto Rickshaws	Each	127865	134260
Scoter / Motor Cycle	Each	25665	26950
Moped without Gear	Each	14270	14985
Pet Animals (Dog & Cat)	Each	5925	6225

Rounded off to next Rupees

1. The above freight rate which is shown in cdm & tonnage will be applied either on weight or measurement basis which yields more freight to Government.
2. Items not included in the list will be charged at the rate of General cargo (excluding dangerous cargo) on Ton/ Cbm rate whichever is higher.
3. The above rates are exclusive of taxes.


 ASSISTANT DIRECTOR (COMMERCIAL)
 DSS, PORT BLAIR


PROPOSED FREIGHT RATES IN THE HARBOUR FERRY SERVICES IN ROUTE I, II, III, IV

S. No.	Commodities	Fare for the year 2020-2021		Proposed Fare for the year 2021-2022	
1	Each Each package or 50 KGs	35	each	40	each
2	Television/ Computer with accessories	40	each	45	each
3	Washing Machine/ Refrigerator/ Air Condition	45	each	50	each
4	Deep Freezer	70	each	75	each
5	Almirah/ Steel rack/ Table	45	each	50	each
6	Bicycle	35	each	40	each
7	Hen	30	each	35	each
8	Chicks-(50 Nos.)	45	each	50	each
9	Goat/ Pig/ Dog	40	each	45	each
10	Cow/ Buffalo	80	each	85	each
11	Elephant	715	each	750	each

Rounded off to next Rupees

1. The above freight rate which is shown in cdm & tonnage will be applied either on weight or measurement basis which yields more freight to Government.
2. Items not included in the list will be charged at the rate of General cargo (excluding dangerous cargo) on 'Tow' 'Cdm' rate whichever is higher.
3. The above rates are exclusive of taxes.


Rounded off to 01/21/21
 ASSISTANT DIRECTOR (COMMERCIAL)
 DSS, PORT BLAIR

PROPOSED FREIGHT RATES IN H/F SECTOR (LONG ISLAND TO YERETTA & ARIEL BAY TO SMITH ISLAND)

S. No.	Commodities	Fare for the year 2020-2021		Proposed Fare for the year 2021-2022	
		per ton	per CBM	per ton	per CBM
1	Vegetable, Fruits, Onion & Potato	1140		1200	
2	General Cargo	1420		1495	
3	General Cargo	1280	per CBM	1345	per CBM
4	Food Grain	1280	per ton	1345	per ton
5	Betal Nut	1700	per ton	1785	per ton
6	Coconut	1560	per ton	1640	per ton
7	Coconut Seedling	30	each	35	each
8	Coconut Seedling	1280	per ton	1345	per ton
9	Sawan Timber/ Plank/ Plywood	1280	per CBM	1345	per CBM
10	Empty Drum (100 to 200 ltrs)	35	each	40	each
11	Empty Basket	30	each	35	each
12	Television/ Computer with accessories	60	each	65	each
13	Washing Maching / Refrigerator	80	each	85	each
14	Air Conditioner	30	each	35	each
15	Deep Freezer	160	each	170	each
16	Almirah/ Steel Rack/ Table	60	each	65	each
17	Bicycle	45	each	50	each
18	Hen	30	each	35	each
19	Goat/ Pig/ Dog	45	each	50	each
20	Cow Buffalo	110	each	110	each
21	Chicks (50 Nos.)	80	each	85	each

Rounded off to next Rupees

- The above freight rate which is shown in cbm & tonnage will be applied either on weight or measurement basis which yields more freight to Government.
- Items not included in the list will be charged at the rate of General cargo (excluding dangerous cargo) on Ton/ Cbm rate whichever is higher.
- The above rates are exclusive of taxes.


 ASSISTANT DIRECTOR (COMMERCIAL)
 DSS, PORT BLAIR